

# GW T3LSF1.EM

## DURIS® L 38

The DURIS® L 38 combines high efficacy and a wide beam angle into small footprint ( 32.0mm x 1.8mm), which is ideal choice for all 360° bulb and candle light application.



### Applications

- Accent (BAR)
- Area Lights
- Lamp Retrofits
- Mood Lighting
- Portable LED Lighting
- Stage Lighting (LED & Laser)
- Table Lamp

### Features:

- Package: Chip-on-Board
- Typ. Radiation: 180°
- Color temperature: 2200K - 4000K
- CRI: 80 (min.)
- ESD: 2 kV acc. to ANSI/ESDA/JEDEC JS-001 (HBM, Class 2)

## Ordering Information

Type	Color temperature	Luminous Flux <sup>1)</sup> $I_F = 10 \text{ mA}$ $\Phi_V$	Ordering Code
GW T3LSF1.EM-LQLS-22S5-1	2200 K	121 ... 150 lm	Q65111A9985
GW T3LSF1.EM-LQLS-25S5-1	2500 K	121 ... 150 lm	Q65111A8559
GW T3LSF1.EM-LQLS-27S5-1	2700 K	121 ... 150 lm	Q65111A8560
GW T3LSF1.EM-LQLS-30S5-1	3000 K	121 ... 150 lm	Q65111A8561
GW T3LSF1.EM-LRLT-35S5-1	3500 K	130 ... 164 lm	Q65111A8562
GW T3LSF1.EM-LRLT-40S5-1	4000 K	130 ... 164 lm	Q65111A8563

## Maximum Ratings

Parameter	Symbol		Values
Operating Temperature	$T_{op}$	min. max.	-40 °C 55 °C
Storage Temperature	$T_{stg}$	min. max.	-40 °C 100 °C
Junction Temperature	$T_j$	max.	150 °C
Forward Current $T_A = 25\text{ °C}$	$I_F$	max.	15 mA
Reverse voltage <sup>2)</sup>	$V_R$		Not designed for reverse operation
ESD withstand voltage acc. to ANSI/ESDA/JEDEC JS-001 (HBM, Class 2)	$V_{ESD}$		2 kV

## Characteristics

$I_F = 10 \text{ mA}$ ;  $T_A = 25 \text{ °C}$

Parameter	Symbol		Values
Viewing angle at 50% $I_V$	$2\phi$	typ.	360 °
Forward Voltage <sup>3)</sup> $I_F = 10 \text{ mA}$	$V_F$	min. typ. max.	86.00 V 92.00 V 96.00 V
Reverse current <sup>2)</sup>	$I_R$		Not designed for reverse operation
Color Rendering Index <sup>4)</sup>	CRI	min.	80
Real thermal resistance junction/ambient	$R_{thJA \text{ real}}$	typ. max.	50 K / W 60 K / W

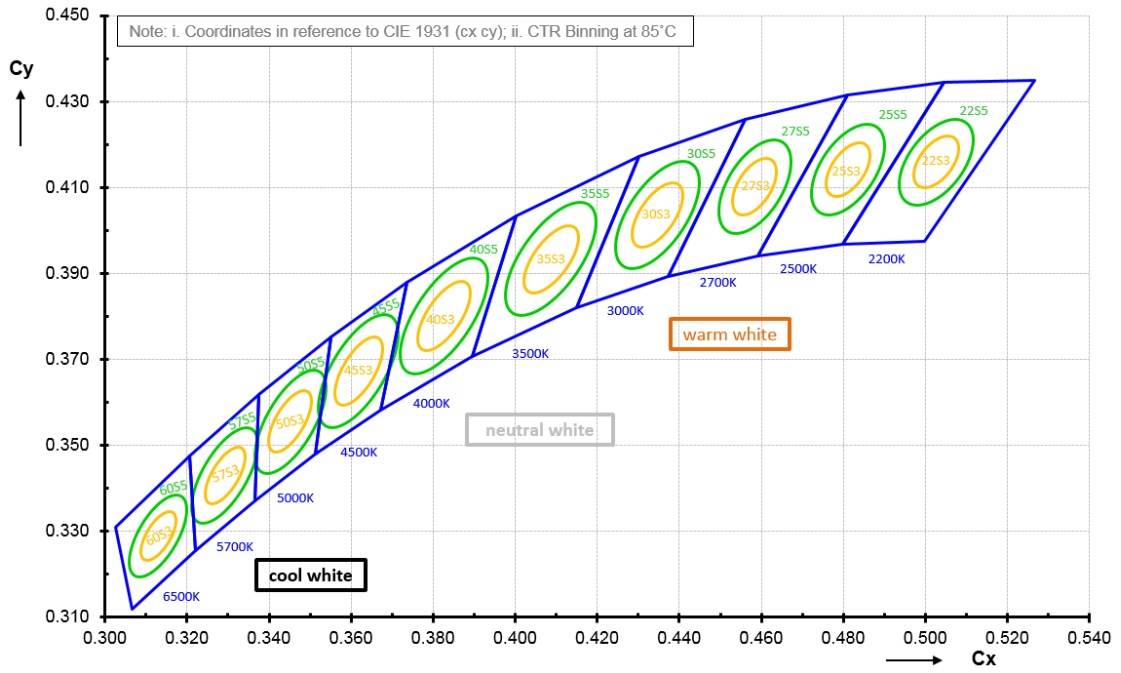
### Brightness Groups

Group	Luminous Flux <sup>1)</sup> I <sub>F</sub> = 10 mA min. Φ <sub>V</sub>	Luminous Flux <sup>1)</sup> I <sub>F</sub> = 10 mA max. Φ <sub>V</sub>
LQ	121 lm	130 lm
LR	130 lm	140 lm
LS	140 lm	150 lm
LT	150 lm	164 lm

### Forward Voltage Groups

Group	Forward Voltage <sup>3)</sup> I <sub>F</sub> = 10 mA min. V <sub>F</sub>	Forward Voltage <sup>3)</sup> I <sub>F</sub> = 10 mA max. V <sub>F</sub>
1H	86.00 V	87.00 V
1J	87.00 V	88.00 V
1K	88.00 V	89.00 V
1L	89.00 V	90.00 V
1M	90.00 V	91.00 V
1N	91.00 V	92.00 V
1P	92.00 V	93.00 V
1Q	93.00 V	94.00 V
1R	94.00 V	95.00 V
1S	95.00 V	96.00 V

### Chromaticity Coordinate Groups <sup>5)</sup>



Discontinued

---

### Group Name on Label

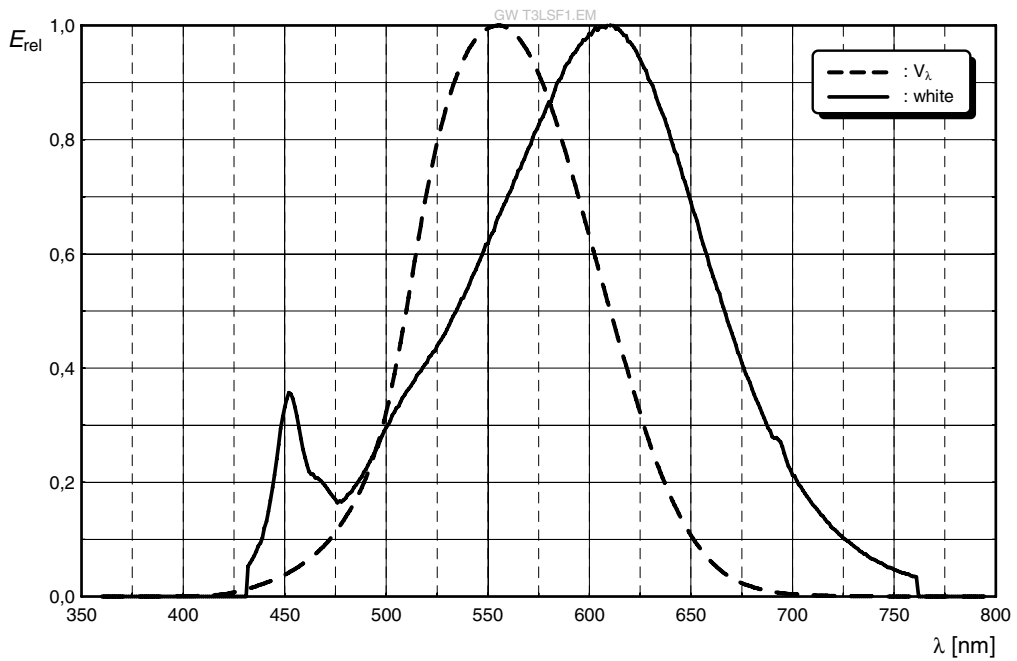
**Example: LQ-22S3-1H**

Brightness	Wavelength	Forward Voltage
LQ	22S3	1H

---

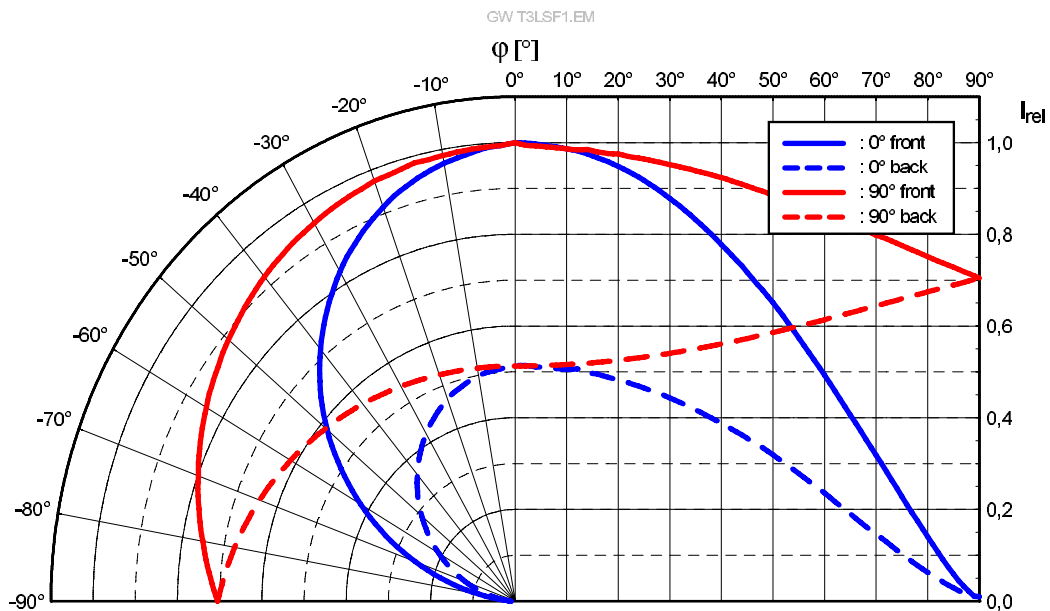
### Relative Spectral Emission <sup>6)</sup>

$I_{rel} = f(\lambda); I_F = 10 \text{ mA}; T_A = 25 \text{ }^\circ\text{C}$



### Radiation Characteristics <sup>6)</sup>

$I_{rel} = f(\phi); T_A = 25 \text{ }^\circ\text{C}$

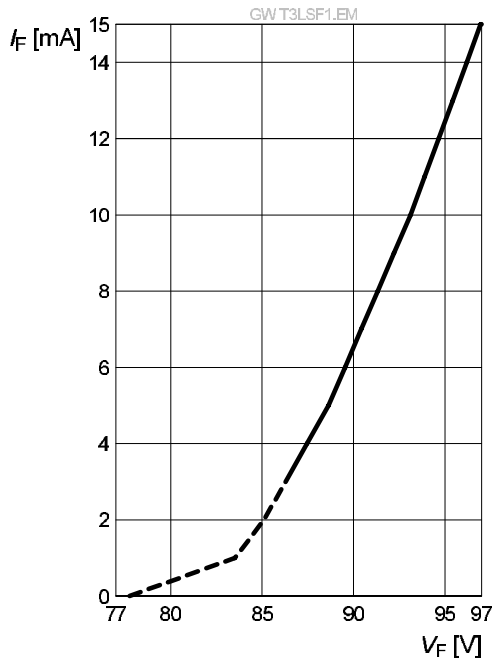


Discontinued



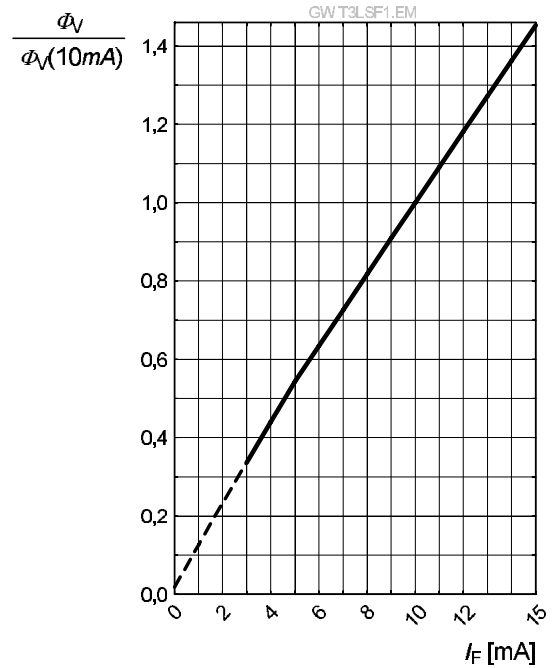
**Forward current** 6), 7)

$I_F = f(V_F); T_A = 25\text{ °C}$



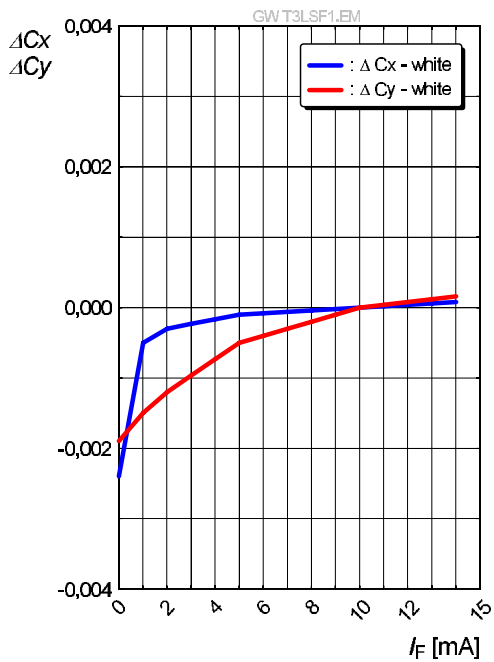
**Relative Luminous Flux** 6), 7)

$\Phi_V / \Phi_V(10\text{ mA}) = f(I_F); T_A = 25\text{ °C}$



**Chromaticity Coordinate Shift** 6)

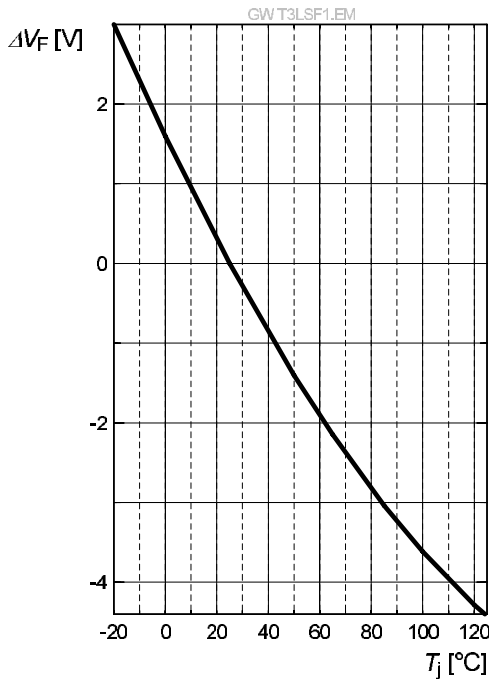
$\Delta C_x, \Delta C_y = f(I_F); T_A = 25\text{ °C}$



Discontinued

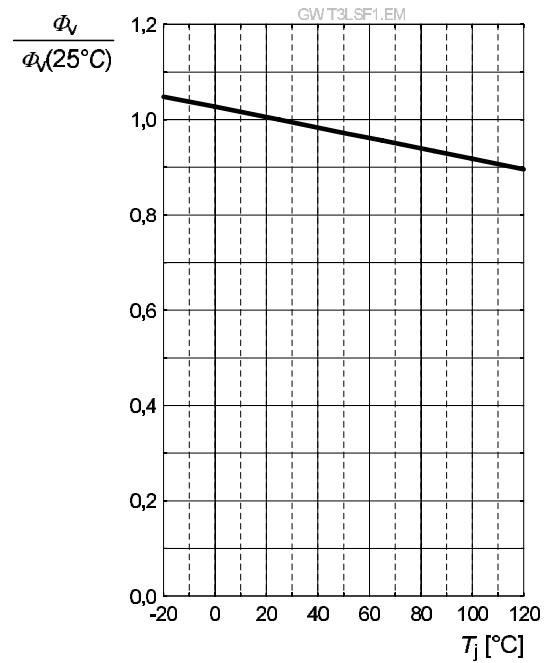
**Forward Voltage** <sup>6)</sup>

$\Delta V_F = V_F - V_F(25\text{ }^\circ\text{C}) = f(T_j); I_F = 10\text{ mA}$



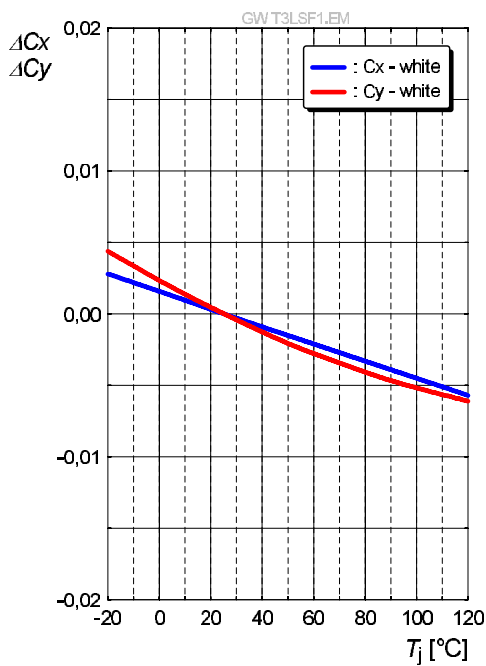
**Relative Luminous Flux** <sup>6)</sup>

$\Phi_V / \Phi_V(25\text{ }^\circ\text{C}) = f(T_j); I_F = 10\text{ mA}$



**Chromaticity Coordinate Shift** <sup>6)</sup>

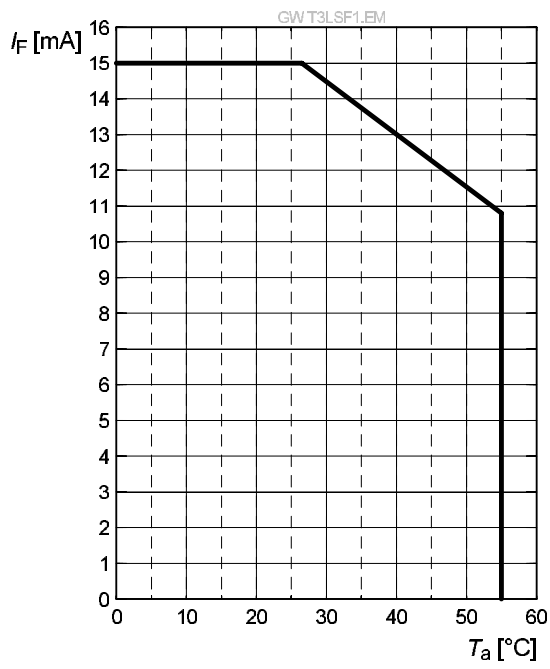
$\Delta C_x, \Delta C_y = f(T_j); I_F = 10\text{ mA}$



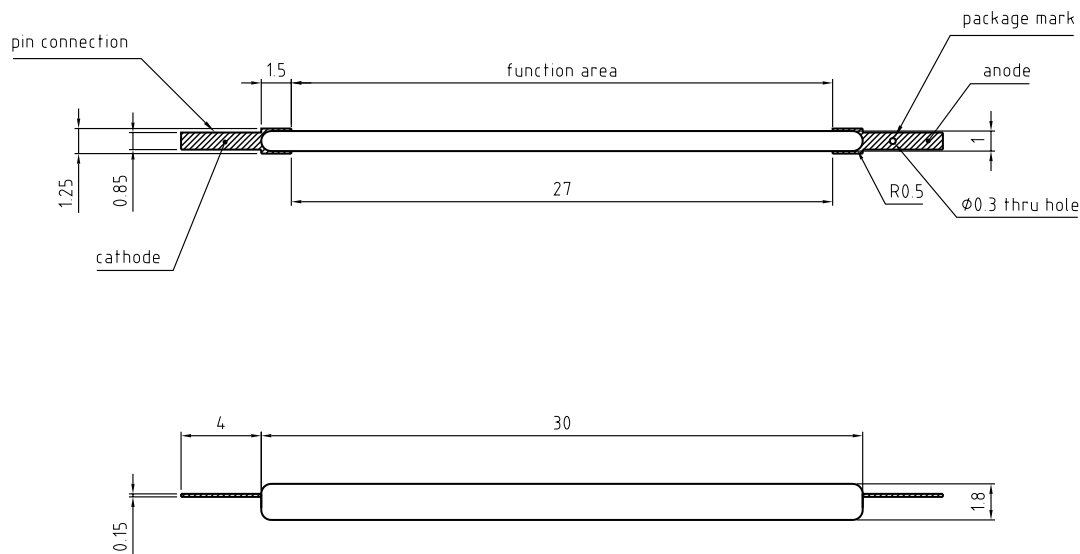
Discontinued

## Max. Permissible Forward Current

$$I_F = f(T)$$



## Dimensional Drawing <sup>8)</sup>



C67062-A0154-A1 02

### Further Information:

Approximate Weight: 136.0 mg

Package marking: Anode



### Barcode-Product-Label (BPL)

**OSRAM Opto Semiconductors** LX XXXX BIN1: XX-XX-X-XXX-X

RoHS Compliant

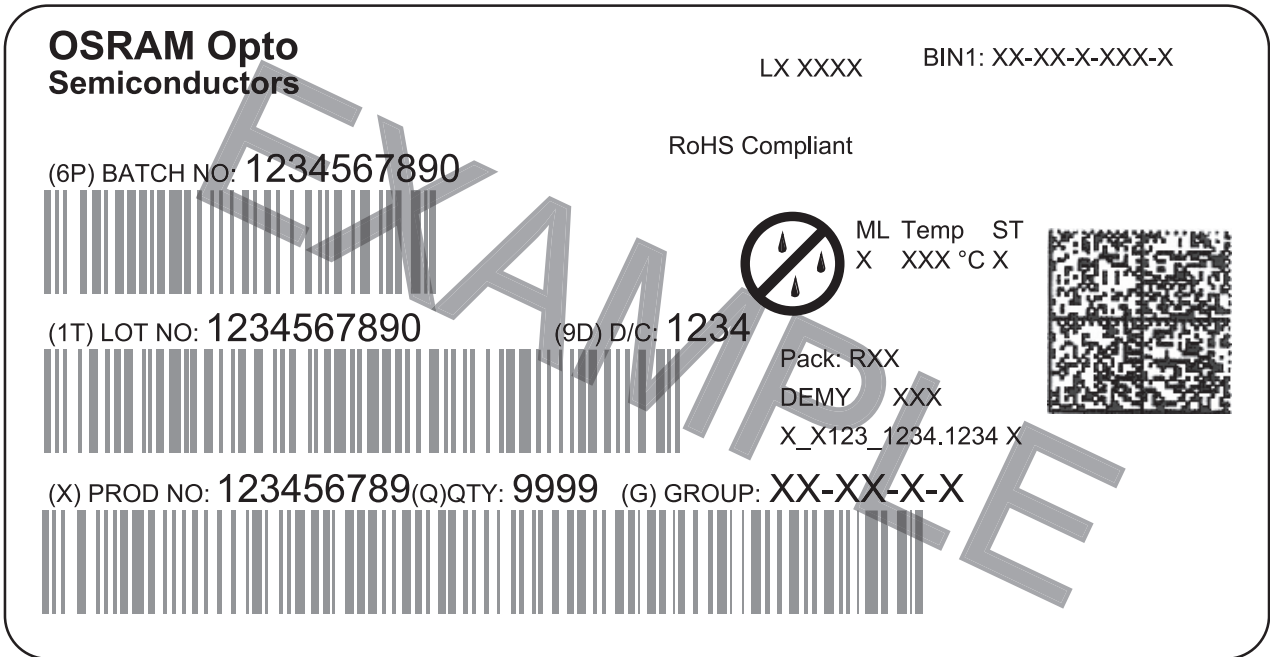
(6P) BATCH NO: 1234567890

(1T) LOT NO: 1234567890 (9D) D/C: 1234

(X) PROD NO: 123456789 (Q) QTY: 9999 (G) GROUP: XX-XX-X-X

ML Temp ST  
X XXX °C X

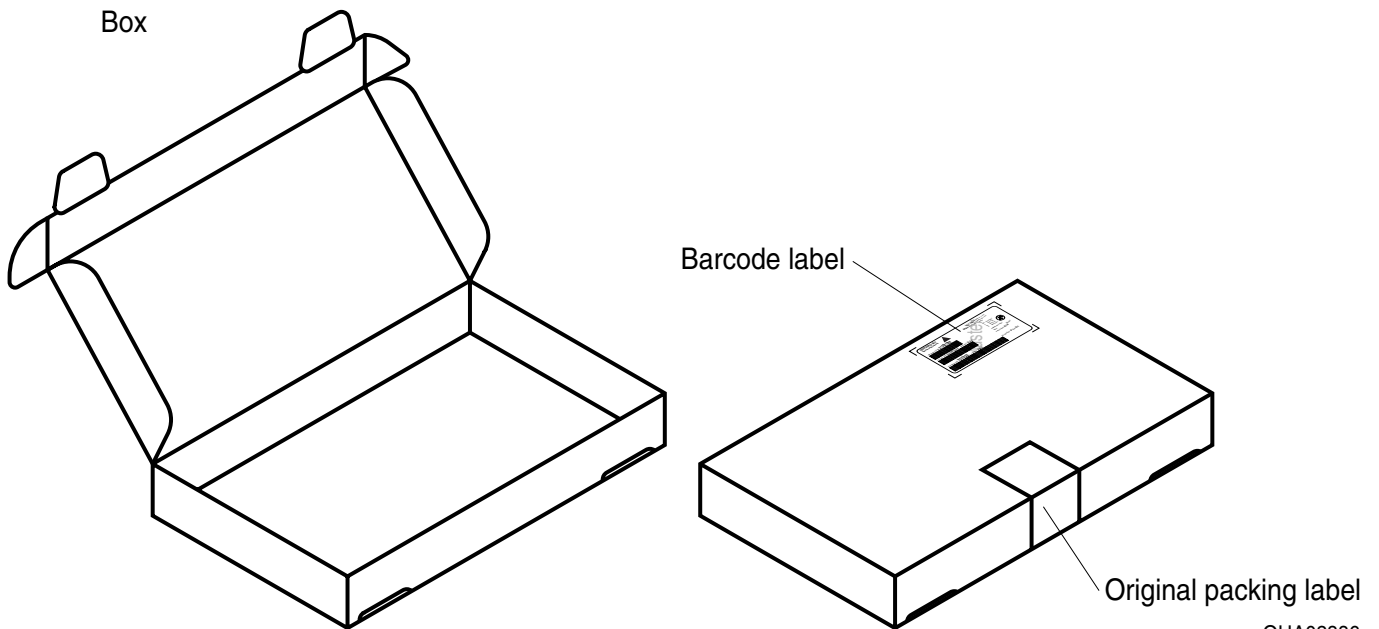
Pack: RXX  
DEMY XXX  
X\_X123\_1234.1234 X



The diagram shows a rectangular label with rounded corners. It contains the OSRAM logo and company name at the top left. To the right are fields for 'LX XXXX' and 'BIN1: XX-XX-X-XXX-X'. Below the logo is the text 'RoHS Compliant'. The label features three horizontal barcode areas. The first is labeled '(6P) BATCH NO: 1234567890'. The second is labeled '(1T) LOT NO: 1234567890' and '(9D) D/C: 1234'. The third is labeled '(X) PROD NO: 123456789 (Q) QTY: 9999 (G) GROUP: XX-XX-X-X'. To the right of the second barcode is a circular icon with a diagonal line and three droplets, representing a temperature or moisture warning. Next to it is the text 'ML Temp ST X XXX °C X'. Below that is the text 'Pack: RXX', 'DEMY XXX', and 'X\_X123\_1234.1234 X'. On the far right is a square QR code.

OHA04563

### Schematic Transportation Box <sup>8)</sup>



OHA02886

Discontinued

---

## Dimensions of Transportation Box

Width	Length	Height
333 ± 5 mm	218 ± 5 mm	28 ± 5 mm

---

## Notes

The evaluation of eye safety occurs according to the standard IEC 62471:2006 (photo biological safety of lamps and lamp systems). Within the risk grouping system of this IEC standard, the device specified in this data sheet falls into the class **low risk (exposure time 100 s)**. Under real circumstances (for exposure time, conditions of the eye pupils, observation distance), it is assumed that no endangerment to the eye exists from these devices. As a matter of principle, however, it should be mentioned that intense light sources have a high secondary exposure potential due to their blinding effect. When looking at bright light sources (e.g. headlights), temporary reduction in visual acuity and afterimages can occur, leading to irritation, annoyance, visual impairment, and even accidents, depending on the situation.

Subcomponents of this device contain, in addition to other substances, metal filled materials including silver. Metal filled materials can be affected by environments that contain traces of aggressive substances. Therefore, we recommend that customers minimize device exposure to aggressive substances during storage, production, and use. Devices that showed visible discoloration when tested using the described tests above did show no performance deviations within failure limits during the stated test duration. Respective failure limits are described in the IEC60810.

This device is designed for specific/recommended applications only. Please consult OSRAM Opto Semiconductors Sales Staff in advance for detailed information on other non-recommended applications (e.g. automotive).

Change management for this component is aligned with the requirements of the lighting market.

For further application related information please visit [www.osram-os.com/appnotes](http://www.osram-os.com/appnotes)



## Disclaimer

### Attention please!

The information describes the type of component and shall not be considered as assured characteristics. Terms of delivery and rights to change design reserved. Due to technical requirements components may contain dangerous substances.

For information on the types in question please contact our Sales Organization.

If printed or downloaded, please find the latest version on the OSRAM OS website.

### Packing

Please use the recycling operators known to you. We can also help you – get in touch with your nearest sales office. By agreement we will take packing material back, if it is sorted. You must bear the costs of transport. For packing material that is returned to us unsorted or which we are not obliged to accept, we shall have to invoice you for any costs incurred.

### Product and functional safety devices/applications or medical devices/applications

OSRAM OS components are not developed, constructed or tested for the application as safety relevant component or for the application in medical devices.

OSRAM OS products are not qualified at module and system level for such application.

In case buyer – or customer supplied by buyer – considers using OSRAM OS components in product safety devices/applications or medical devices/applications, buyer and/or customer has to inform the local sales partner of OSRAM OS immediately and OSRAM OS and buyer and /or customer will analyze and coordinate the customer-specific request between OSRAM OS and buyer and/or customer.

---

## Glossary

- 1) **Brightness:** Brightness values are measured during a current pulse of typically 10 ms, with a tolerance of +/- 7%.
- 2) **Reverse Operation:** Not designed for reverse operation. Continuous reverse operation can cause migration and damage of the device.
- 3) **Forward Voltage:** The Forward voltage is measured during a current pulse duration of typically 1 ms with a tolerance of  $\pm 0.05V$ .
- 4) **Color reproduction index:** Color reproduction index values (CRI-RA) are measured during a current pulse of typically 10 ms and with a tolerance of  $\pm 2$ .
- 5) **Chromaticity coordinate groups:** Chromaticity coordinates are measured during a current pulse of typically 25 ms, with an internal reproducibility of  $\pm 0.005$  and an expanded uncertainty of  $\pm 0.01$  (acc. to GUM with a coverage factor of  $k = 3$ ).
- 6) **Typical Values:** Due to the special conditions of the manufacturing processes of semiconductor devices, the typical data or calculated correlations of technical parameters can only reflect statistical figures. These do not necessarily correspond to the actual parameters of each single product, which could differ from the typical data and calculated correlations or the typical characteristic line. If requested, e.g. because of technical improvements, these typ. data will be changed without any further notice.
- 7) **Characteristic curve:** In the range where the line of the graph is broken, you must expect higher differences between single devices within one packing unit.
- 8) **Tolerance of Measure:** Unless otherwise noted in drawing, tolerances are specified with  $\pm 0.1$  and dimensions are specified in mm.

## Revision History

Version	Date	Change
1.6	2020-08-28	Discontinued

---

**Published by OSRAM Opto Semiconductors GmbH** EU RoHS and China RoHS compliant product  
**Leibnizstraße 4, D-93055 Regensburg**  
**www.osram-os.com © All Rights Reserved.**



此产品符合欧盟 RoHS 指令的要求；  
按照中国的相关法规和标准，不含有毒有害物质或元素。