

OSRAM BPX 38

Datasheet

Discontinued

Published by **ams-OSRAM AG**

Tobelbader Strasse 30, 8141 Premstaetten, Austria

Phone +43 3136 500-0

ams-osram.com


© All rights reserved



Metal Can® TO18

BPX 38

Silicon NPN Phototransistor



Applications

- Industrial Automation (Machine Controls, Light Barriers, Vision Controls)

Features

- Package: hermetically sealed
- Spectral range of sensitivity: (typ) 450 ... 1120 nm
- Base connection
- Suitable up to 125 °C
- High linearity
- Available in groups

Ordering Information

Type	Photocurrent ¹⁾ $V_{CE} = 5 \text{ V}; \lambda = 950 \text{ nm}; E_e = 0.5 \text{ mW/cm}^2$ I_{PCE}	Ordering Code
BPX 38	224 ... 900 μA	Q62702P0015
BPX 38-3	355 ... 560 μA	Q62702P0015S003
BPX 38-4	560 ... 900 μA	Q62702P0015S004
BPX 38-2/3	224 ... 560 μA	Q62702P3578

Only one bin within one packing unit (variation less than 2:1)

Maximum Ratings

$T_A = 25\text{ °C}$

Parameter	Symbol		Values
Operating temperature	T_{op}	min.	-40 °C
		max.	125 °C
Storage temperature	T_{stg}	min.	-40 °C
		max.	125 °C
Collector-emitter voltage	V_{CE}	max.	50 V
Collector current	I_C	max.	50 mA
Collector surge current $\tau \leq 10\ \mu\text{s}$	I_{CS}	max.	200 mA
Emitter-basis voltage	V_{EB}	max.	7 V
Total power dissipation	P_{tot}	max.	220 mW

Characteristics

$T_A = 25\text{ °C}$

Parameter	Symbol		Values
Wavelength of max sensitivity	$\lambda_{S\ max}$	typ.	880 nm
Spectral range of sensitivity	$\lambda_{10\%}$	typ.	450 ... 1120 nm
Dimensions of chip area	L x W	typ.	1.02 x 1.02 mm x mm
Radiant sensitive area	A	typ.	0.675 mm ²
Half angle	φ	typ.	40 °
Photocurrent $V_{CE} = 5\text{ V}$; Std. Light A; $E_v = 1000\text{ lx}$	I_{PCE}	typ.	1900 μA
Photocurrent of collector-base photodiode $E_e = 0.5\text{ mW/cm}^2$; $\lambda = 950\text{ nm}$; $V_{CB} = 5\text{ V}$	I_{PCB}	typ.	1.8 μA
Photocurrent of collector-base photodiode $E_v = 1000\text{ lx}$; Std. Light A ; $V_{CB} = 5\text{ V}$	I_{PCB}	typ.	5.5 μA
Dark current $V_{CE} = 5\text{ V}$; $E = 0$	I_{CE0}	typ. max.	20 nA 100 nA
Rise time $I_C = 1\text{ mA}$; $\lambda = 950\text{ nm}$; $V_{CC} = 5\text{ V}$; $R_L = 1\text{ k}\Omega$	t_r	typ.	12 μs
Fall time $I_C = 1\text{ mA}$; $\lambda = 950\text{ nm}$; $V_{CC} = 5\text{ V}$; $R_L = 1\text{ k}\Omega$	t_f	typ.	12 μs
Collector-emitter saturation voltage ²⁾ $I_C = I_{PCE,\min} \times 0.3$; $\lambda = 950\text{ nm}$; $E_e = 0.5\text{ mW/cm}^2$	V_{CEsat}	typ.	200 mV
Capacitance $V_{CE} = 0\text{ V}$; $f = 1\text{ MHz}$; $E = 0$	C_{CE}	typ.	23 pF
Capacitance $V_{CB} = 0\text{ V}$; $f = 1\text{ MHz}$; $E = 0$	C_{CB}	typ.	39 pF
Capacitance $V_{EB} = 0\text{ V}$; $f = 1\text{ MHz}$; $E = 0$	C_{EB}	typ.	47 pF

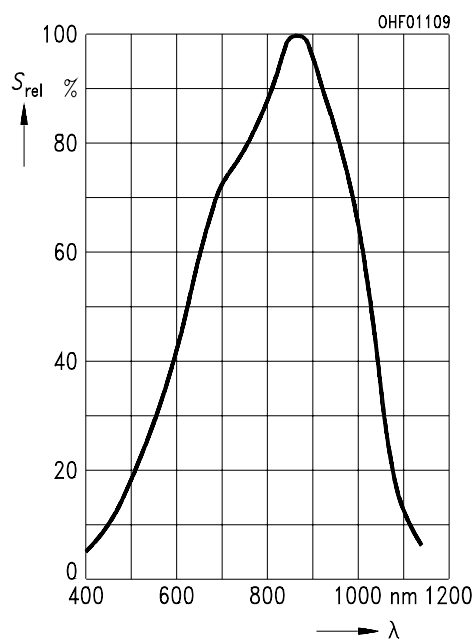
Photocurrent Groups

$T_A = 25\text{ °C}$

Group	Photocurrent ¹⁾	Photocurrent ¹⁾
	$V_{CE} = 5\text{ V}; \lambda = 950\text{ nm}; E_e = 0.5\text{ mW/cm}^2$ min. I_{PCE}	$V_{CE} = 5\text{ V}; \lambda = 950\text{ nm}; E_e = 0.5\text{ mW/cm}^2$ max. I_{PCE}
2	224 μA	355 μA
3	355 μA	560 μA
4	560 μA	900 μA

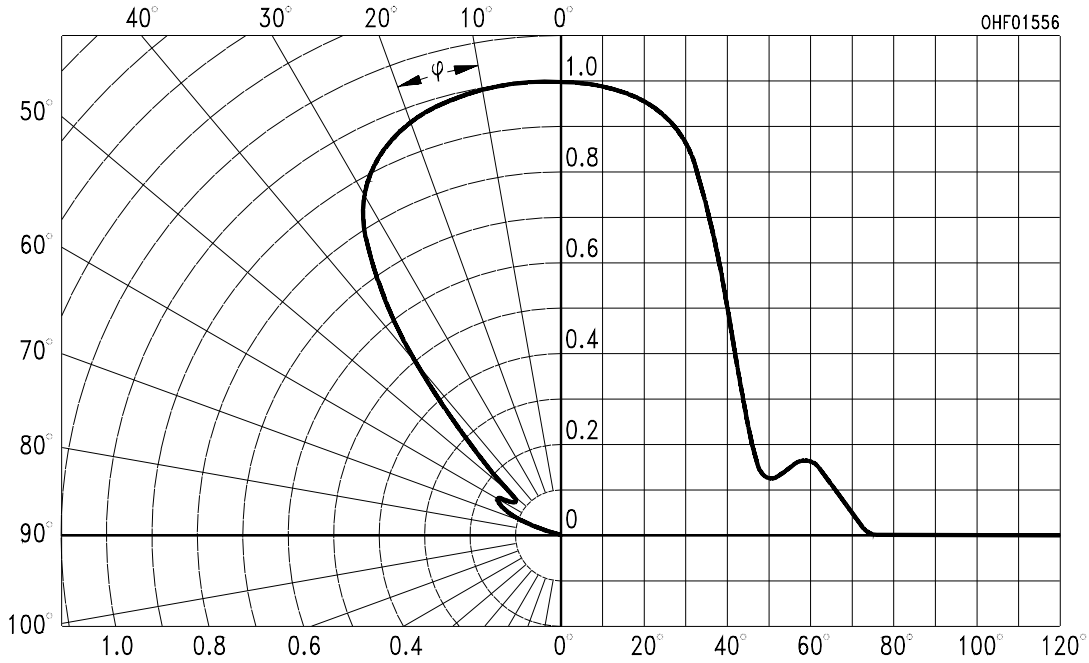
Relative Spectral Sensitivity ^{3), 4)}

$S_{rel} = f(\lambda)$



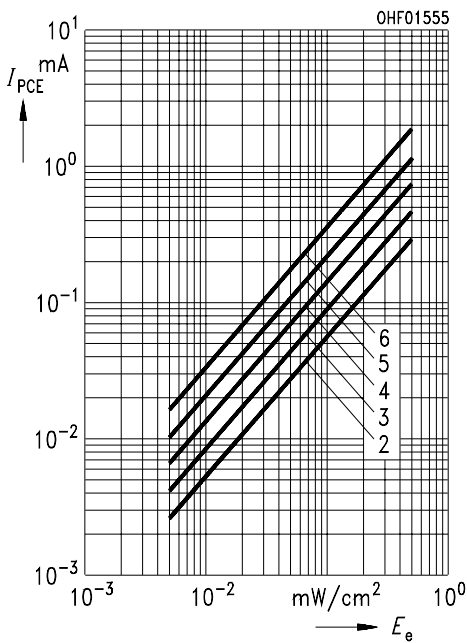
Directional Characteristics 3), 4)

$S_{rel} = f(\varphi)$



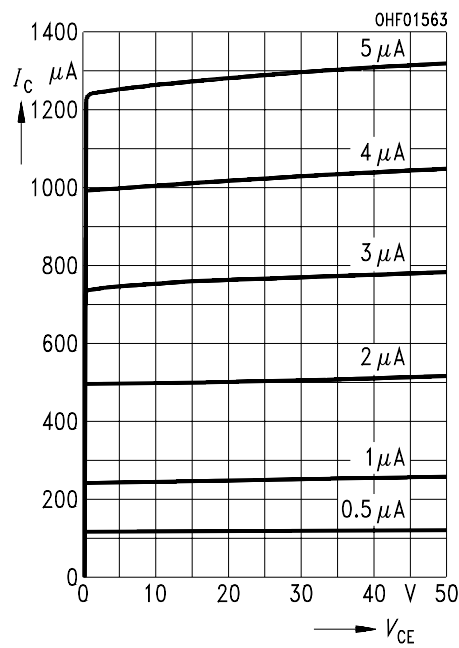
Photocurrent 3), 4)

$I_{PCE} = f(E_e); V_{CE} = 5 V$



Collector Current 3), 4)

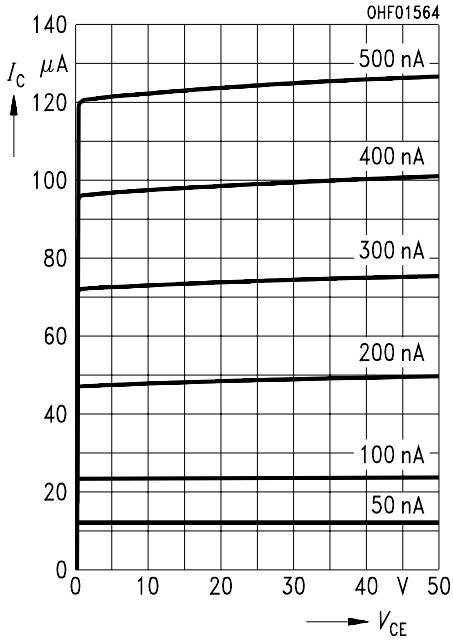
$I_{CE} = f(V_{CE}); I_B = \text{Parameter}$



Discontinued

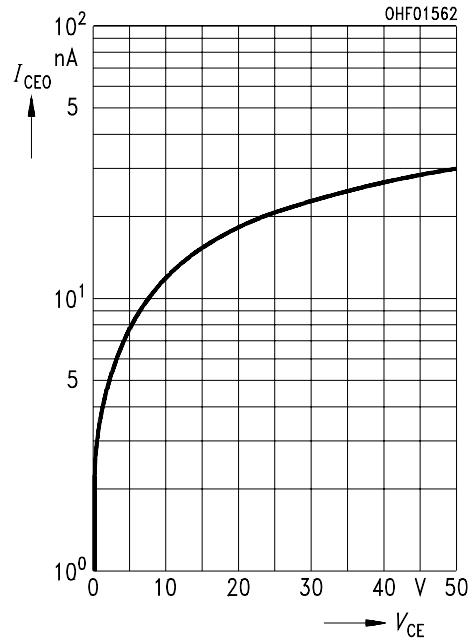
Collector Current ^{3), 4)}

$I_{CE} = f(V_{CE}); I_B = \text{Parameter}$



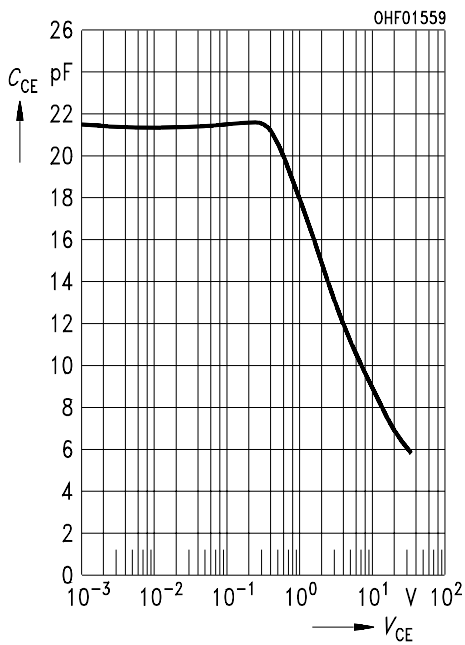
Dark Current ^{3), 4)}

$I_{CE0} = f(V_{CE}); E = 0$



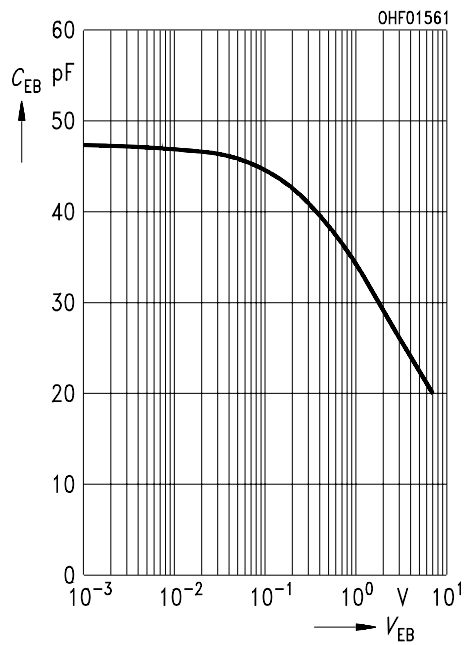
Collector-Emitter Capacitance ^{3), 4)}

$C_{CE} = f(V_{CE}); f = 1 \text{ MHz}; E = 0$



Emitter-Base Capacitance ^{3), 4)}

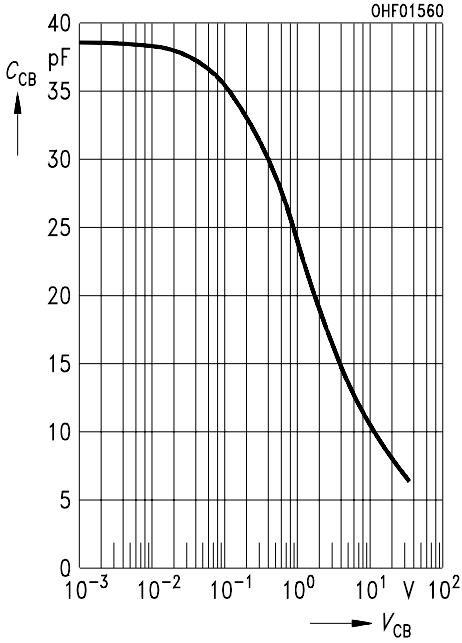
$C_{EB} = f(V_{EB}); f = 1 \text{ MHz}; E = 0$



Discontinued

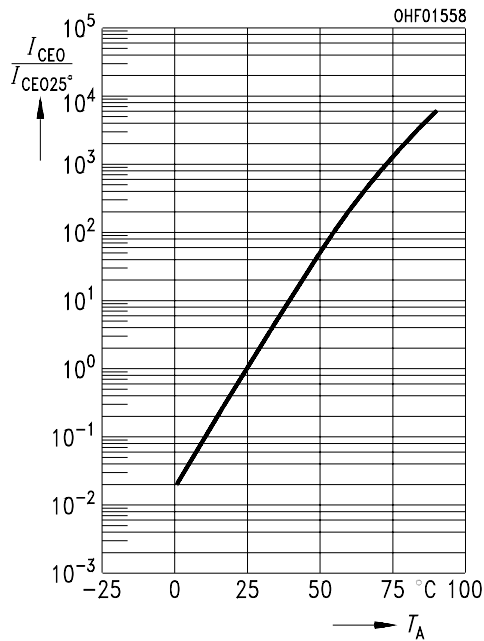
Collector-Base Capacitance 3), 4)

$C_{CB} = f(V_{CB}); f = 1 \text{ MHz}; E = 0 ;$



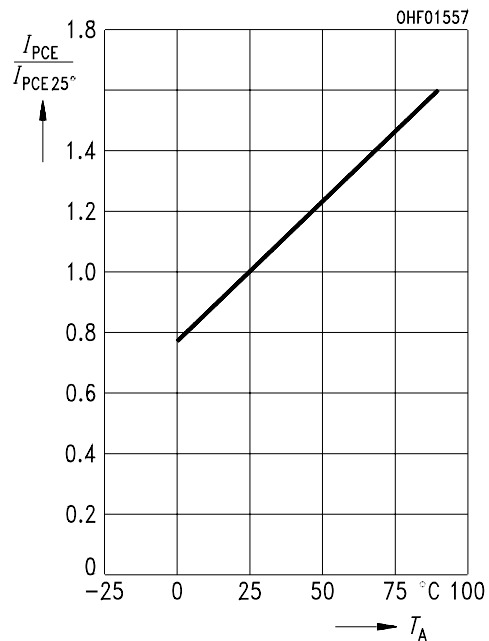
Dark Current 3)

$I_{CE0,rel} = f(T_A); V_{CE} = 25 \text{ V}; E = 0 ;$



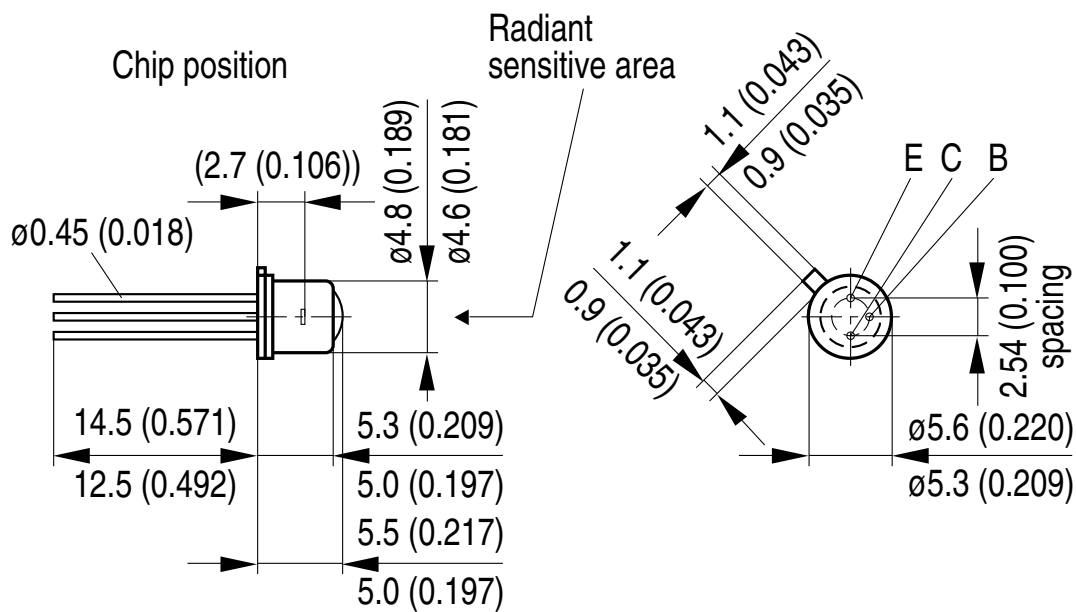
Photocurrent 3)

$I_{PCE,rel} = f(T_A); V_{CE} = 5 \text{ V}$



Discontinued

Dimensional Drawing ⁵⁾



Approx. weight 1.0 g

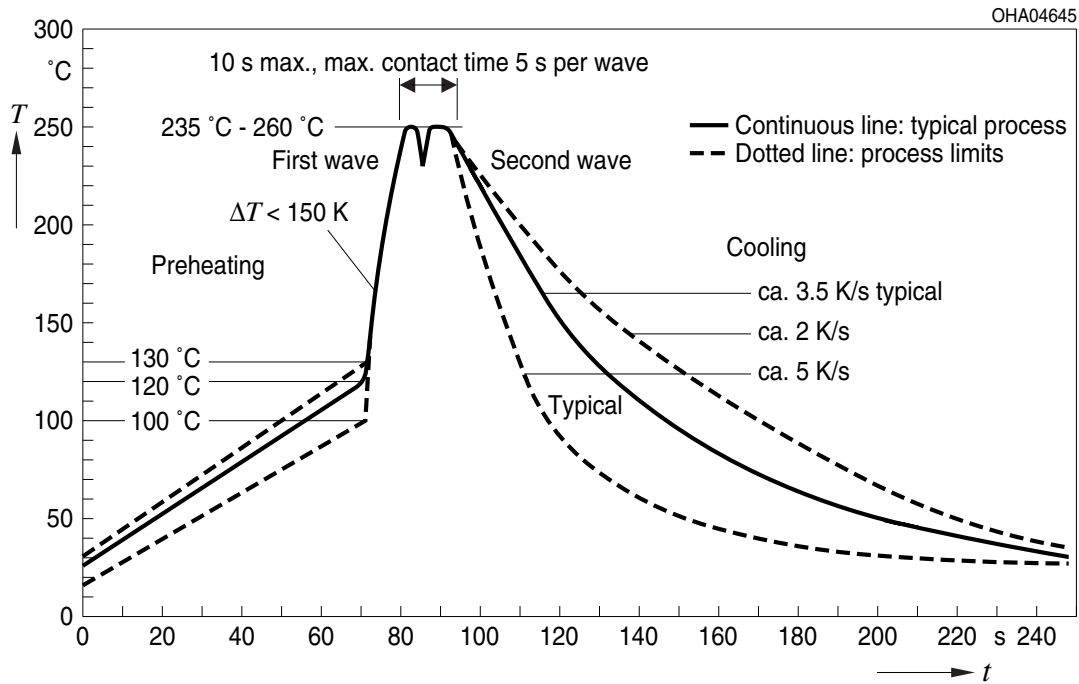
GMOY6018

Further Information:

Approximate Weight: 332.0 mg

TTW Soldering

IEC-61760-1 TTW



Notes

The evaluation of eye safety occurs according to the standard IEC 62471:2006 (photo biological safety of lamps and lamp systems). Within the risk grouping system of this IEC standard, the device specified in this data sheet fall into the class **exempt group (exposure time 10000 s)**. Under real circumstances (for exposure time, conditions of the eye pupils, observation distance), it is assumed that no endangerment to the eye exists from these devices. As a matter of principle, however, it should be mentioned that intense light sources have a high secondary exposure potential due to their blinding effect. When looking at bright light sources (e.g. headlights), temporary reduction in visual acuity and afterimages can occur, leading to irritation, annoyance, visual impairment, and even accidents, depending on the situation.

Subcomponents of this device contain, in addition to other substances, metal filled materials including silver. Metal filled materials can be affected by environments that contain traces of aggressive substances. Therefore, we recommend that customers minimize device exposure to aggressive substances during storage, production, and use. Devices that showed visible discoloration when tested using the described tests above did show no performance deviations within failure limits during the stated test duration. Respective failure limits are described in the IEC60810.

For further application related information please visit www.osram-os.com/appnotes

Disclaimer

Attention please!

The information describes the type of component and shall not be considered as assured characteristics. Terms of delivery and rights to change design reserved. Due to technical requirements components may contain dangerous substances.

For information on the types in question please contact our Sales Organization.

If printed or downloaded, please find the latest version on our website.

Packing

Please use the recycling operators known to you. We can also help you – get in touch with your nearest sales office. By agreement we will take packing material back, if it is sorted. You must bear the costs of transport. For packing material that is returned to us unsorted or which we are not obliged to accept, we shall have to invoice you for any costs incurred.

Product and functional safety devices/applications or medical devices/applications

Our components are not developed, constructed or tested for the application as safety relevant component or for the application in medical devices.

Our products are not qualified at module and system level for such application.

In case buyer – or customer supplied by buyer – considers using our components in product safety devices/ applications or medical devices/applications, buyer and/or customer has to inform our local sales partner immediately and we and buyer and /or customer will analyze and coordinate the customer-specific request between us and buyer and/or customer.

Glossary

- 1) **Photocurrent:** The photocurrent values are measured (by irradiating the devices with a homogenous light source and applying a voltage to the device) with a tolerance of $\pm 11\%$.
- 2) **IPCE_{min}:** IPCE_{min} is the min. photocurrent of the specified group.
- 3) **Typical Values:** Due to the special conditions of the manufacturing processes of semiconductor devices, the typical data or calculated correlations of technical parameters can only reflect statistical figures. These do not necessarily correspond to the actual parameters of each single product, which could differ from the typical data and calculated correlations or the typical characteristic line. If requested, e.g. because of technical improvements, these typ. data will be changed without any further notice.
- 4) **Testing temperature:** TA = 25°C (unless otherwise specified)
- 5) **Tolerance of Measure:** Unless otherwise noted in drawing, tolerances are specified with ± 0.1 and dimensions are specified in mm.

Revision History

Version	Date	Change
1.4	2019-09-13	Characteristics
1.5	2022-03-02	New Layout Discontinued

Discontinued



EU RoHS and China RoHS compliant product

此产品符合欧盟 RoHS 指令的要求；
按照中国的相关法规和标准，
不含有毒有害物质或元素。

Published by ams-OSRAM AG

Tobelbader Strasse 30, 8141 Premstaetten, Austria

Phone +43 3136 500-0

ams-osram.com

© All rights reserved

am 

OSRAM